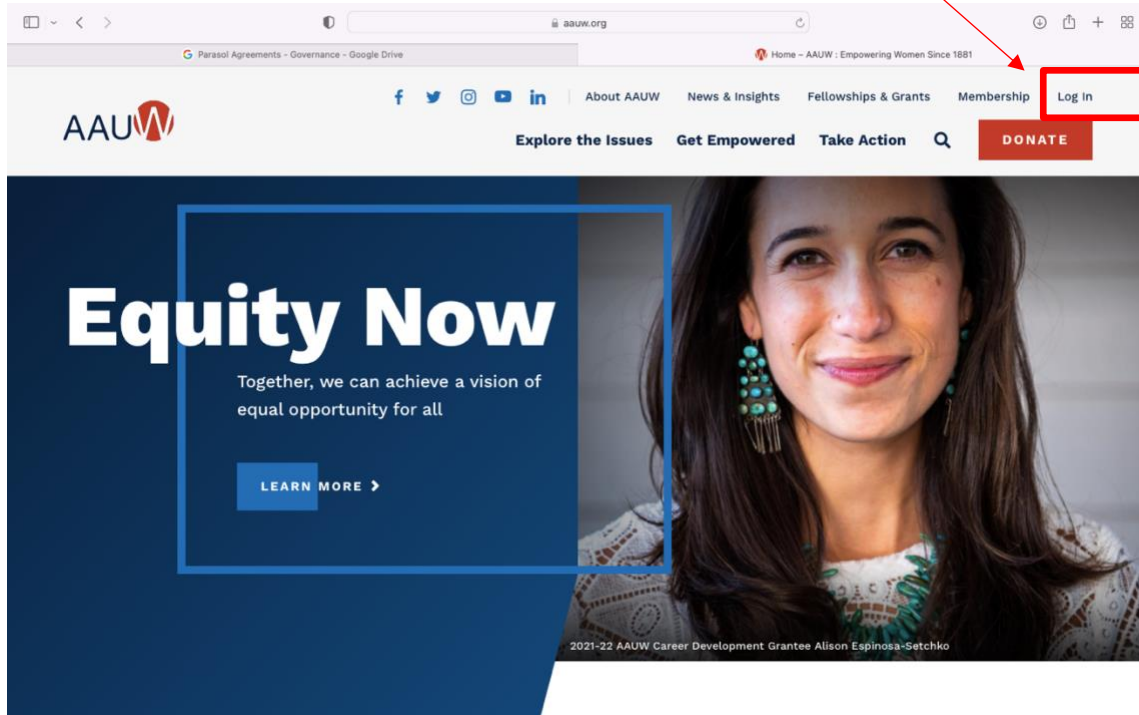
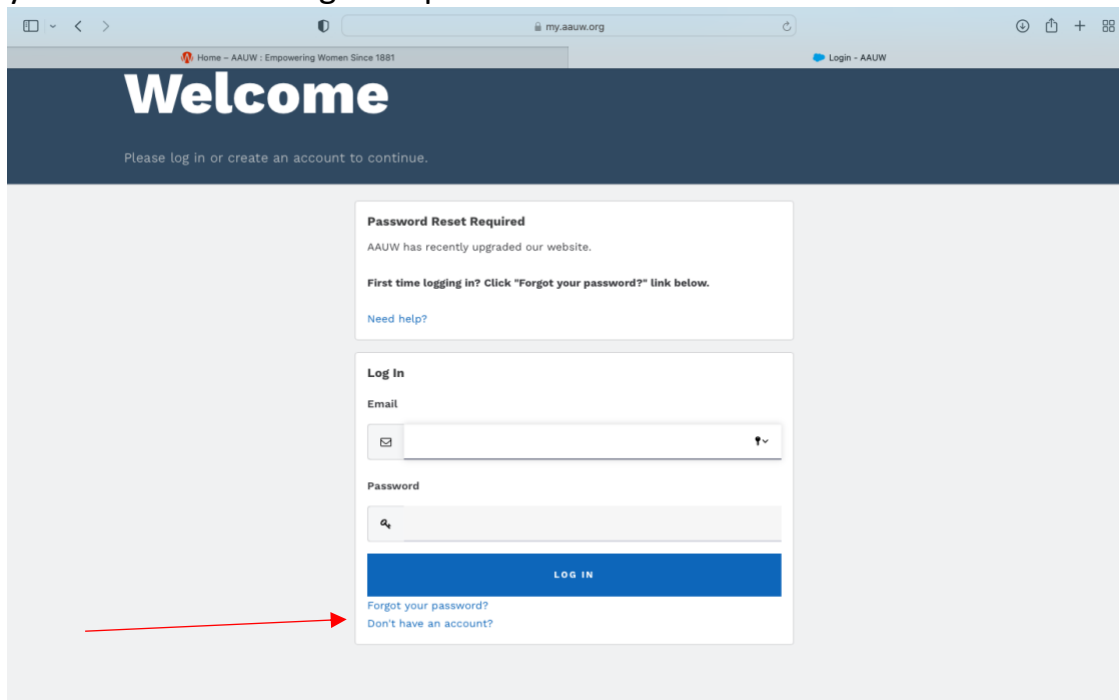


## New Member Instructions

You will need to set up an account if you were not previously a member. You will go to the [AAUW National main page](#) and click Log in, in the upper right-hand corner.



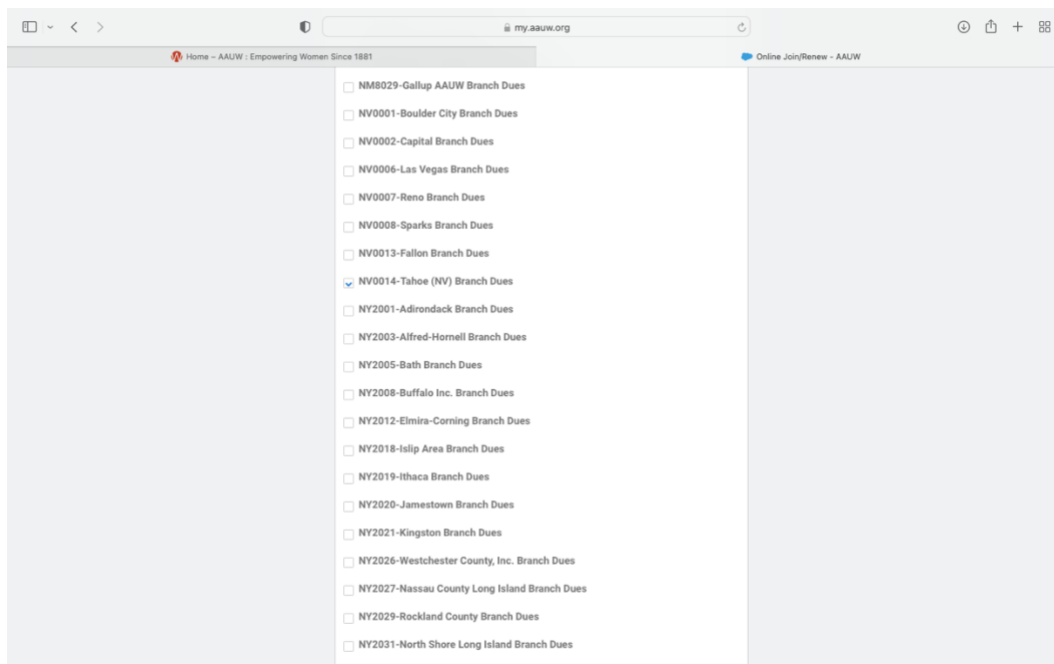
On the next page, click “Don’t have an account?” at the bottom of the page and you will be led through the process to create an account.



Once you have an account, you will be on what is called a “Personal Snapshot” page. You will complete contact information. In the left-hand column, you will click on “My Memberships.” Then you will have the option to “Join Now.”

You will come to a screen where you enter your educational information. If your institution is not listed, there is an “other” option.

You will be led through a process to join as either a Lifetime or National Member, and you need to select our Branch to be affiliated with (NV-0014 Tahoe(NV)). Note that you have to scroll to the bottom of the list after selecting our branch to hit the “Next” button.



You then will select the Nevada State organization on the next screen – once again clicking “Next” at the bottom of the list.

You will have an option to donate additional funds to the National Organization - note that these funds do not filter down to our local branch.

You will then be taken to a payment page where you can enter your credit card information.

Here is a YouTube video that has been put together in case you have any issues: [https://youtu.be/4JjVe\\_mz0xw](https://youtu.be/4JjVe_mz0xw)